

Silicon Power Schottky Diode

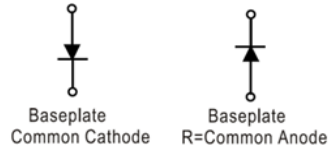
$V_{RRM} = 150\text{ V} - 200\text{ V}$

$I_{F(AV)} = 120\text{ A}$

Features

- High Surge Capability
- Types from 150 V to 200 V V_{RRM}
- Not ESD Sensitive

D-67 Package



Maximum ratings, at $T_j = 25\text{ }^\circ\text{C}$, unless otherwise specified ("R" devices have leads reversed)

Parameter	Symbol	Conditions	MBRH120150(R)	MBRH120200(R)	Unit
Repetitive peak reverse voltage	V_{RRM}		150	200	V
RMS reverse voltage	V_{RMS}		106	141	V
DC blocking voltage	V_{DC}		150	150	V
Operating temperature	T_j		-55 to 150	-55 to 150	$^\circ\text{C}$
Storage temperature	T_{stg}		-55 to 150	-55 to 150	$^\circ\text{C}$

Electrical characteristics, at $T_j = 25\text{ }^\circ\text{C}$, unless otherwise specified

Parameter	Symbol	Conditions	MBRH120150(R)	MBRH120200(R)	Unit
Average forward current (per pkg)	$I_{F(AV)}$	$T_C = 125\text{ }^\circ\text{C}$	120	120	A
Peak forward surge current	I_{FSM}	$t_p = 8.3\text{ ms}$, half sine	2000	2000	A
Maximum instantaneous forward voltage	V_F	$I_{FM} = 120\text{ A}$, $T_j = 25\text{ }^\circ\text{C}$	0.88	0.92	V
Maximum instantaneous reverse current at rated DC blocking voltage	I_R	$T_j = 25\text{ }^\circ\text{C}$	1	1	mA
		$T_j = 100\text{ }^\circ\text{C}$	10	10	
		$T_j = 150\text{ }^\circ\text{C}$	30	30	

Thermal characteristics

Parameter	Symbol	Conditions	MBRH120150(R)	MBRH120200(R)	Unit
Thermal resistance, junction-case	$R_{\theta JC}$		0.48	0.48	$^\circ\text{C/W}$

Figure .1-Typical Forward Characteristics

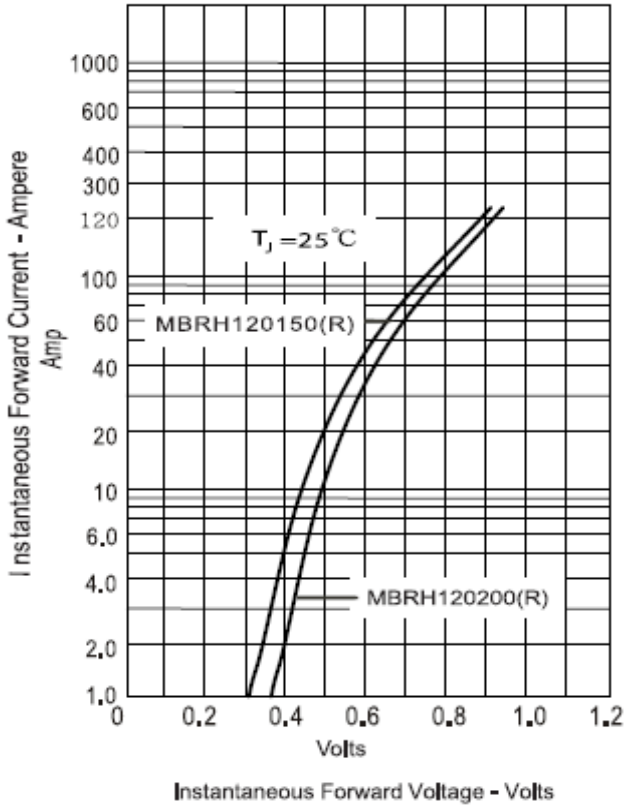


Figure .2-Forward Derating Curve

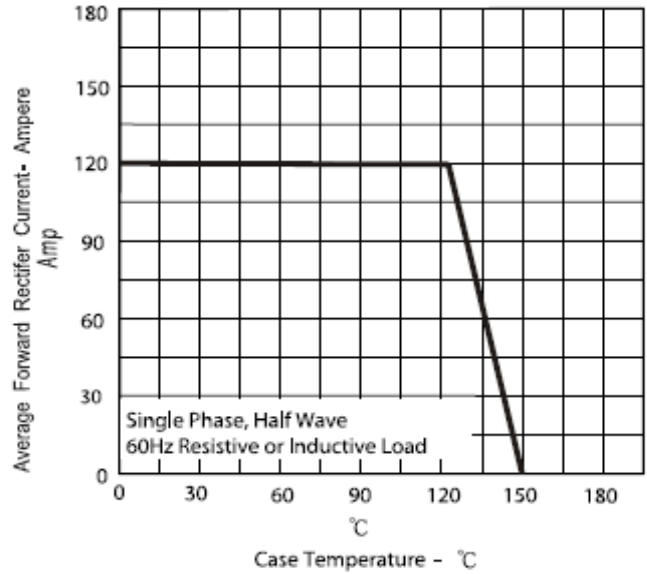


Figure.3-Peak Forward Surge Current

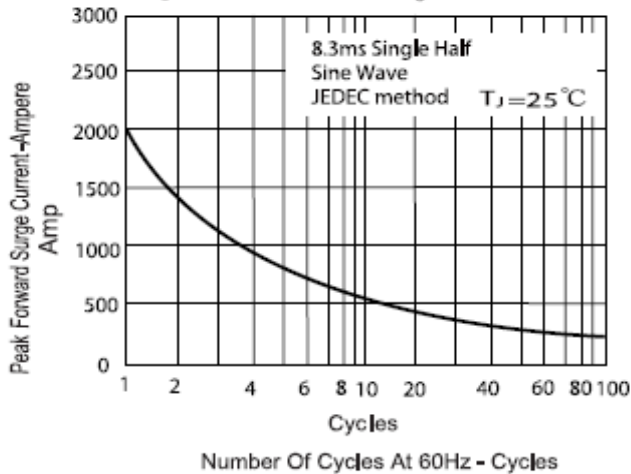
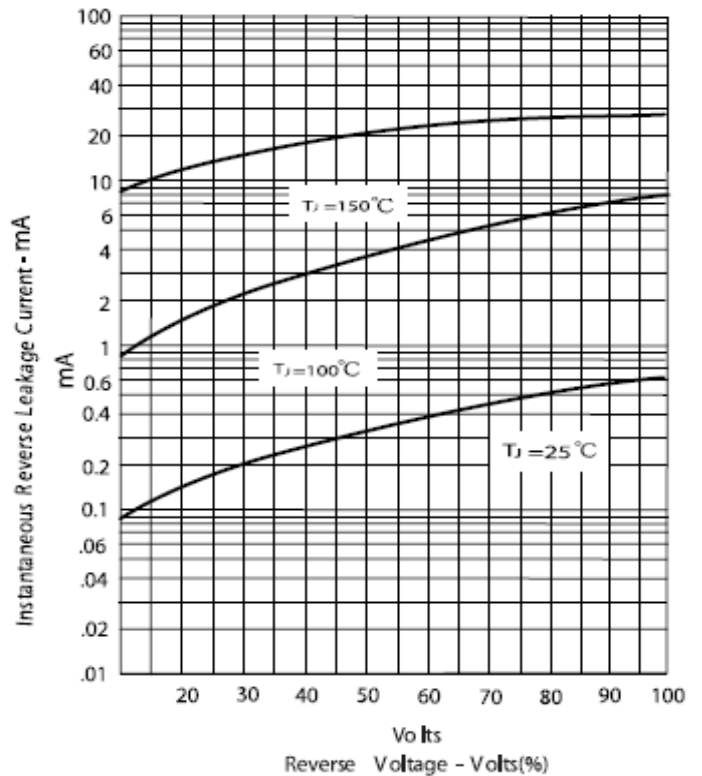
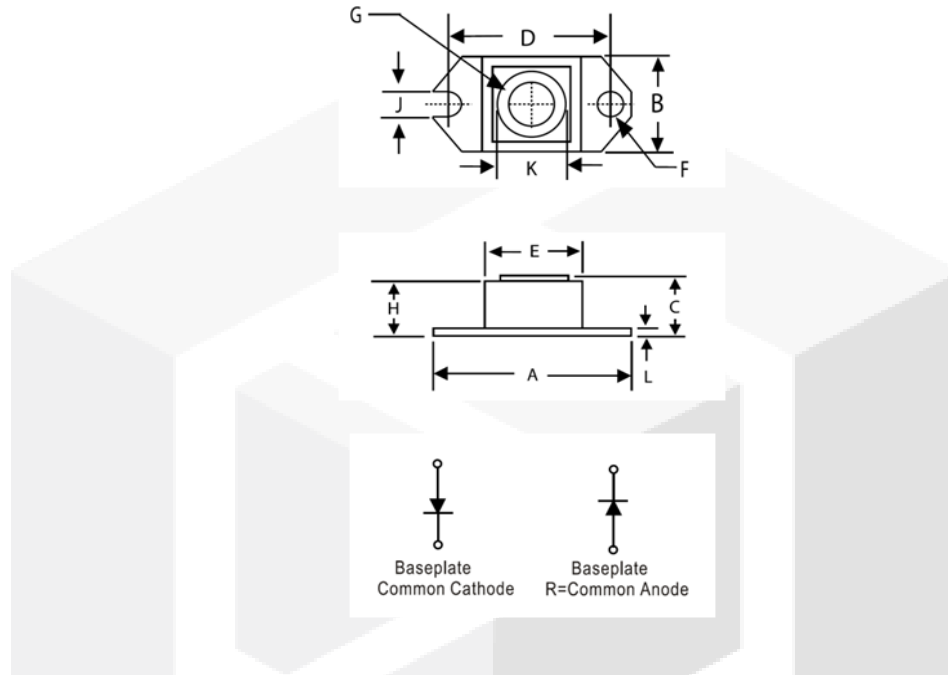


Figure .4- Typical Reverse Characteristics



Package dimensions and terminal configuration

Product is marked with part number and terminal configuration.



DIMENSIONS					
DIM	INCHES		MM		NOTE
	MIN	MAX	MIN	MAX	
A	1.515	1.560	38.48	39.62	
B	.725	.775	18.42	19.69	
C	.595	.625	15.11	15.88	
D	1.182	1.192	30.02	30.28	
E	.736	.744	18.70	18.90	
F	.152	.160	3.86	4.061	∅
G	1/4- 20 UNC				
H	.540	.580	13.72	14.73	
J	.156	.160	3.96	4.06	
K	.480	.492	12.20	12.50	∅
L	.120	.130	3.05	3.30	